

The technical documentation of the venue that include stage, sound or lighting is not list as a contract. Contact the technical department for an update on this document.

General Informations

House

Seating	
seating capacity covered	2000
seating capacity covered (with proscenium)	1916
grassy lawn open air	4000

Artist entrance

1655 Base-De-Roc boulevard, Joliette (Qc)

Loading dock

Loading platform dimensions	
width	3,96m 13'-0"
Acces on stage by a garage door	
Garage door	
width	3,05m 10'-0"
height	2,44m 8'-0"

Dressing rooms

small dressing room - lobby level		
2 persons	4	toilet and shower
1 person - studio / conductor	1	toilet and shower
large dressing room* - lobby level		
20 persons	2	sink - shower
10 persons	1	sink - shower

Nb: The toilets are at the same level

Stage

Stage description and dimensions

Stage floor	
stage floor covered with «cresson 3/4"» sheet	
Allowed load on the stage floor	
kg / m ²	lbs/pi ² - pound/foot ²
610	125
Proscenium opening	
width	20,12m 66'-0"
height	7,47m 24'-6"
Stage dimensions	
Total width	37,49m 123'-0"
from center line to S.R. & S.L wall	18,75m 61'-6"
Height clearance on stage	
	18,29m 60'-0"
Wing space, stage right & left	
width	8,69m 28'-6"
length	15,24m 50'-0"

Rigging system

Rigging point 2000lbs / each	24	see «rigg» plot	
		8	
pipe's length		21,34 m	70'-0"
maximum loading capacity distributed over 70'-0"		362,87 Kg	800 lbs

* see the line plot for house hang.

Stage masking

Stage curtains (black velvet)

sets of legs		5	
width		3,96 m	13'-0"
length		7,77 m	25'-6"
borders		4	
width		20,12m	66'-0"
height		4,88m	16'-0"
border		1	
width		20,12m	66'-0"
height		2,74m	9'-0"
full back drops		2	
width		21,34m	70'-0"
height		7,77m	25'-6"
Germans (side curtain)		10	
width		2,44m	8'-0"
height		7,77m	25'-6"

Orchestra shell

Orchestra shell		1
------------------------	--	---

Orchestra equipment

	92	music stand	
	60	stand light	
	1	Conductor's podium	
musician's chair	94	black	
stool	5	black	30"
utility chair	20	black	

AMPHITHÉÂTRE FERNAND-LINSAY

Risers

plateform	12	1,22 x 2,44m	4' x 8'	6"
	10			12"
	30			18"
	8			24"
	4			30"
	4			36"
plateform	2	1,22 x 1,22m	4' x 4'	6"
	2			12"
	2			18"
	2			24"
	2			30"
	1			36"
	1			42"
	Top			32
5		2' x 8'		
37		4' x 4'		
2		4' x 8'		
musician's platform	1	6"	3' x 6'	
accessories	2	1 marche / 1 step	6" x 42"	6"
	1	1 marche / 1 step	12" x 36"	6"
	2	1 marche / 1 step	24" x 24"	6"
	2	2 marches / 2 steps	24" x 24"	12"
	4	3 marches / 3 steps	24" x 24"	18"
conductor's podium	2	1,02 x 1,02m	40" x 40"	12"

Tables

wood	4	1,83m	6' - 0"
	8	2,44m	8' - 0"

Lifts

(battery ,ac)	1	GENIE	AWP-36S
	1	SKYJACK	3220J

Step ladders

Aluminium	1	1.22m	4' - 0"
	2	2.43m	8' - 0"
	2	3.04m	10' - 0"
	2	3.66m	12' - 0"

Lighting

Touring companies (120 / 208 volts) triphase

UpStage right	1	200 A	* shared with house dimmers circuits ** used for chain hoist controllers
UpStage right	1	400 A *	
UpStage right	1	200 A **	

Stage lighting control

console	1	Strand	PALETTE
	1	LG	22" screen size
1 dimmer = 1 circuit			
fixed dimmers	158	Strand	CD80
mobile dimmers	48	Strand	C-21
Electronic soft patch			

Mobiles and fixed equipments

ETC projector

mobile	30	Source Four	Zoom 15° x 30°	575w
mobile	60	Source Four	Zoom 25° x 50°	575w

Selecon projector

mobile	40	Rama fresnel standard		1kw
mobile	30	Arena fresnel standard		2kw
fixed	35	Arena fresnel standard		2kw

Robert Juliat projector

fixed	22	leko	Zoom 11° x 26°	1kw
fixed	32		Zoom 9° x 26°	2kw

Altman projector

mobile	72	Par 64		1kw
Bulbs available		Wide - Medium - Narrow - Very Narrow		

follow spot

fixed	2	ARAMIS 2500HMI - Robert Juliat		2500w
	2	Mires - Laser	Telrad	

Lighting accessories

Gobo holder

	30	Type A	Source four
	30	Type B	Source four
	36		Robert Juliat

Iris

	24	Source four	
	9	Robert Juliat	

floor base

		n/d	
--	--	-----	--

lighting boom

	6	1,83m	6'
--	---	-------	----

Roscolux color filters

AMPHITHÉÂTRE FERNAND-LINDSAY

Sound

Touring companies (120 / 208 volts) triphase

DownStage Left

200 A

 Cam-lock and/or 100A TL4 circuits

Mixing boards

digital mixing audio board
32 inputs
with patch box 32 - 16 out

Digico	SD9
--------	-----

50 balanced lines (mobile on stage)

250' câble	Split moniteur - 15'
------------	----------------------

House speaker system

house speaker system

4	Meyer	MSL4-P
2	Meyer	CQ1-P
2	Meyer	SUB-650-P

field system

delay tower waterproof

8	Meyer	JM1P-WP
---	-------	---------

Other delay

4	Meyer	MSL4-P
---	-------	--------

stage monitoring system

<i>not available</i>		
----------------------	--	--

audio processor

2	Meyer	Galileo 616
---	-------	-------------

Playback & Recorder

CD player 1

DENON	DN-C-635
-------	----------

Microphones

3	AKG	C-414 B-ULS	
2		C-535	
2	Audio Technica	ATM 350	
4		KM 184	2 x match pair - 2 x standard
4	Neumann	TLM 103	
4		MKH 40	
2	Sennheiser	MKH416	
1		Beta 52	
1		Beta 57A	
2		Beta 58	
2		SM-58	
1		548-S	paging on/off Switch
1		565D -S	
4		Beta 98	
2		KSM 27	
4		MX 393/C	cardio supercardio
1		MX 393/S	
2	Klark-Teknik	DN-100	active DI passive DI
3	Whirlwind	IMP 2	

Communications

fix stations located in the amphitheatre

CLEAR COM	SB-412A
-----------	---------

Wireless intercom system

wireless intercom system (Transmit) 2

Telex	BTR-800
-------	---------

belt pack (Receiver) 8

Telex	BTR-800
-------	---------

AMPHITHÉÂTRE FERNAND-LINDSAY

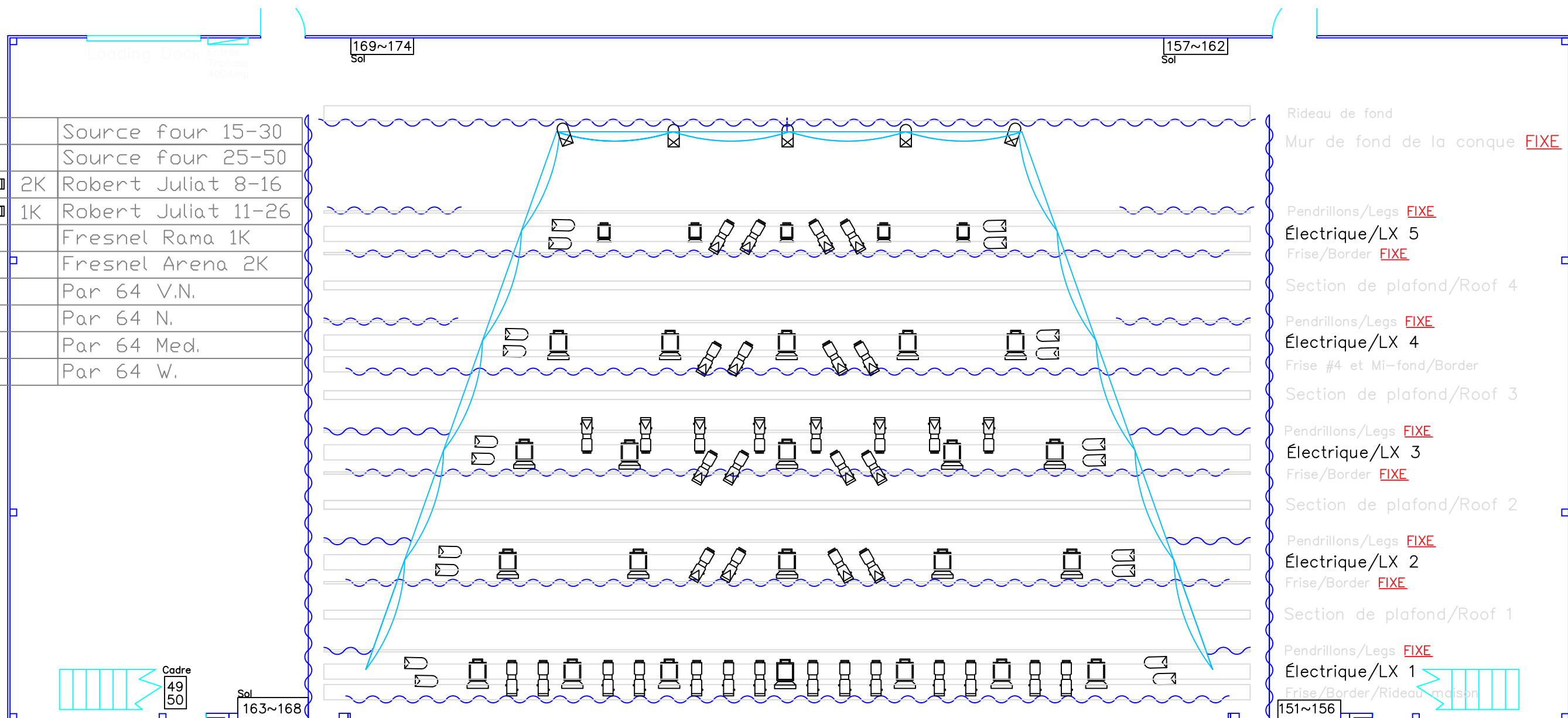
Mis à jour - Février 2014 / UPDATED - February 2014

ACCROCHAGE STANDARD DU THÉÂTRE / HOUSE HANG

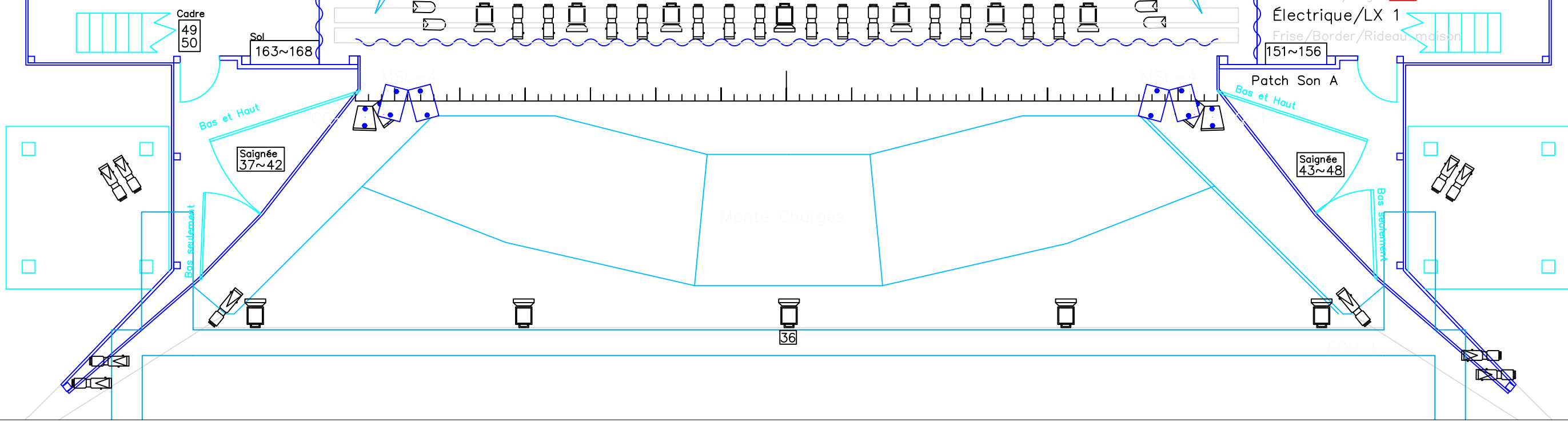
Préliminaire

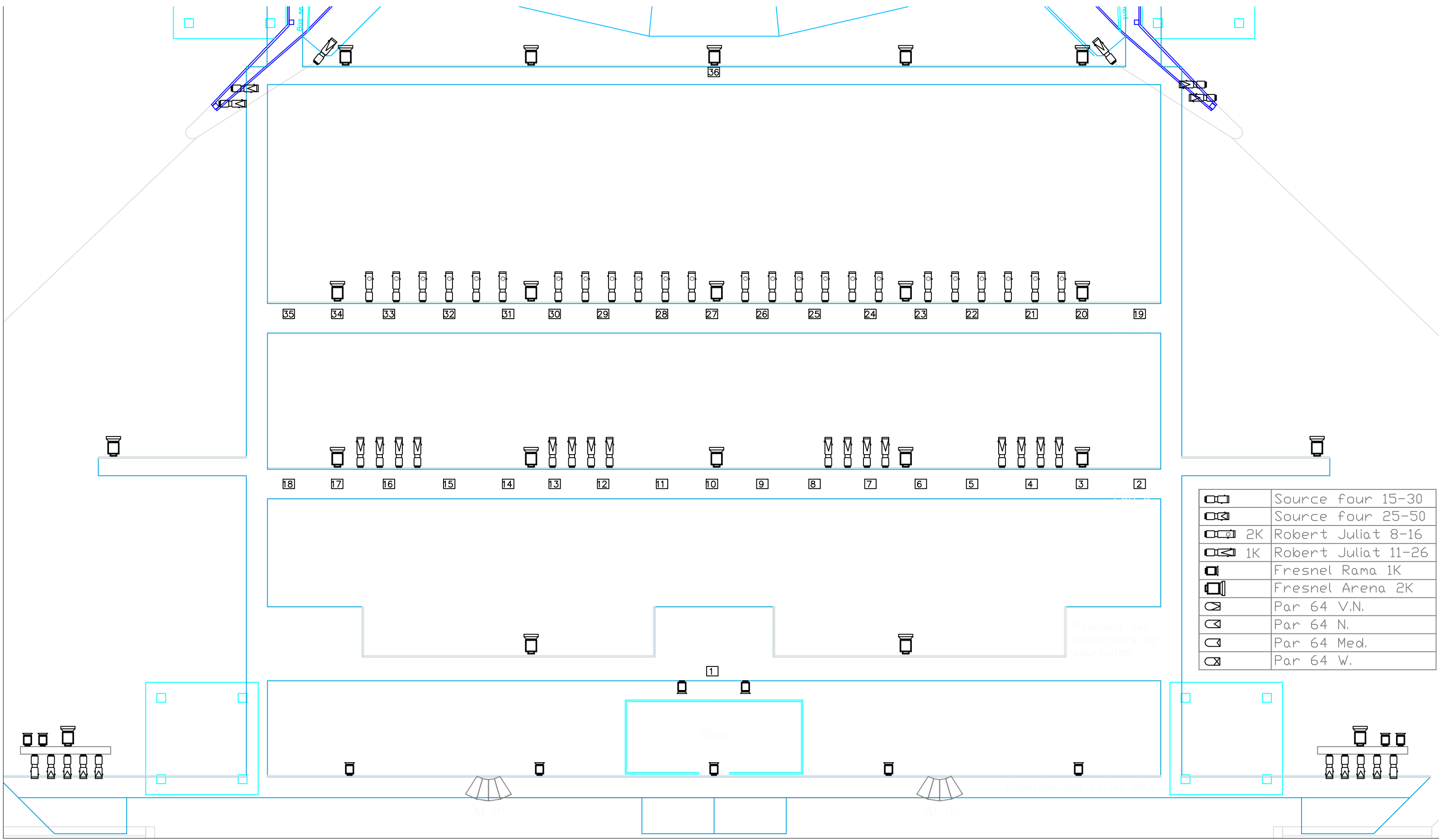
Motorisation	Mètres / Meters	Pieds / Feet	Accrochage maison	Point d'attache	Charge
1	0,56m	1'10"	frise # 1	3 points	2000 lbs/ch.
2	0,91m	3'	LX # 1	3 points	2000 lbs/ch.
3	1,47m	4'10"	pendrion # 1	perche fixe	
4			plafond de conque # 1	plafond fixe	
5	2,74m	9'	frise # 2	perche fixe	
6	3,35m	11'	LX # 2	3 points	2000 lbs/ch.
7	3,91m	12'10"	pendrion # 2	perche fixe	
8			plafond de conque # 2	plafond fixe	
9	5.49m	18'	frise # 3	perche fixe	
10	6.10m	20'	LX # 3	3 points	2000 lbs/ch.
11	6.40m	21'	pendrion # 3	perche fixe	
12			plafond de conque # 3	plafond fixe	
13		25'11"	frise # 4 (Mi-scène)	3 points	2000 lbs/ch.
14		27'10"	LX # 4	3 points	2000 lbs/ch.
15		29'	pendrion # 4	perche fixe	
16			plafond de conque # 4	plafond fixe	
17		33'10"	frise # 5	perche fixe	
18		35'	LX # 5	3 points	2000 lbs/ch.
19		43'	pendrion # 5 / traveller	perche fixe	
20			Mur de fond - Conque	structure fixe au sol	
21			fond noir / rideau	3 points	2000 lbs/ch.

	Source four 15-30
	Source four 25-50
	2K Robert Juliat 8-16
	1K Robert Juliat 11-26
	Fresnel Rama 1K
	Fresnel Arena 2K
	Par 64 V.N.
	Par 64 N.
	Par 64 Med.
	Par 64 W.



- Rideau de fond
- Mur de fond de la conque **FIXE**
- Pendillons/Legs **FIXE**
- Électrique/LX 5
- Frise/Border **FIXE**
- Section de plafond/Roof 4
- Pendillons/Legs **FIXE**
- Électrique/LX 4
- Frise #4 et Mi-fond/Border
- Section de plafond/Roof 3
- Pendillons/Legs **FIXE**
- Électrique/LX 3
- Frise/Border **FIXE**
- Section de plafond/Roof 2
- Pendillons/Legs **FIXE**
- Électrique/LX 2
- Frise/Border **FIXE**
- Section de plafond/Roof 1
- Pendillons/Legs **FIXE**
- Électrique/LX 1
- Frise/Border/Rideau maison





	Source four 15-30
	Source four 25-50
	2K Robert Juliat 8-16
	1K Robert Juliat 11-26
	Fresnel Rama 1K
	Fresnel Arena 2K
	Par 64 V.N.
	Par 64 N.
	Par 64 Med.
	Par 64 W.

35 34 33 32 31 30 29 28 27 26 25 24 23 22 21 20 19

18 17 16 15 14 13 12 11 10 9 8 7 6 5 4 3 2

1

Régie

Paseo des projecteurs de poursuites

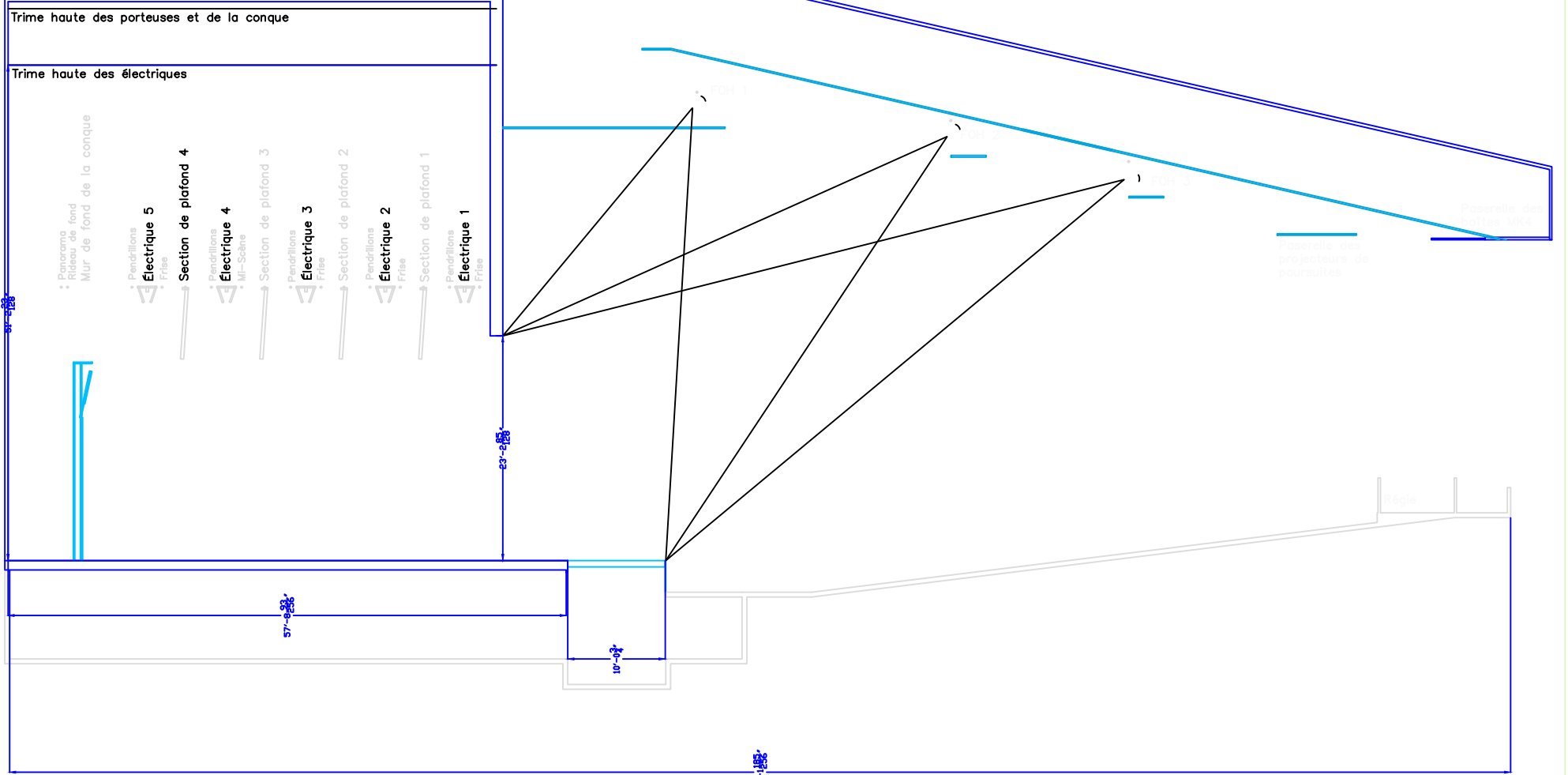
Paseo des boîtes MK4

JM 1P

JM 1P

Bos. se.

Axe.



57-033

57-033

23-035

10-03

155-103

